

MOLD-TEK
Packaging Limited
(Formerly known as Moldtek Plastics Ltd.)

13th November, 2020

To,
The Manager,
Department of Corporate Services,
BSE Ltd.,
Phiroze Jeejeebhoy Towers,
Dalal Street, Fort, Mumbai-400001.
Scrip Code : 533080

To,
The Manager,
National Stock Exchange of India Limited,
Exchange Plaza, Bandra Kurla Complex,
Bandra (E),
Mumbai-400051.
Ref: MOLDTKPAC - EQ

Dear Sir,

Sub: Outcome of the Board Meeting dated 13th November, 2020

PAT up by 28.45 % Q2 on Q2 and 789 % on Q1
Sales volume up by 13% Q2 on Q2 and 91 % on Q1

Consolidated Performance Highlights

- PAT up by 28.45 % Q2 and 789 % on Q1 and dip by 24.57% H1 on H1
- EBIDTA up by 26.56 % Q2 on Q2 and 183 % on Q1 and dip by 13.23 H1 on H1
- Net Revenue up by 4.10% Q2 and 82% on Q1 and dip by 20.32% H1 on H1

Standalone Performance Highlights

- PAT up by 28.30 % Q2 and 761 % on Q1 and dip by 29.54 % H1 on H1
- EBIDTA up by 22.74% Q2 and 182 % on Q1 and dip by 16.96 % H1 on H1
- Net Revenue up by 4.14 % Q2 and 82 % on Q1 and dip by 20.05 % H1 on H1
- Volume up by 13% Q2 on 91% on Q1 and dip by 15 % H1 on H1


We wish to inform that Board of Directors at its meeting held on Friday, 13th November, 2020 from 11 a.m. till 2:10pm inter-alia;

- a) Approved the un-audited Standalone and Consolidated financial results of the company for the quarter and half year ended on 30th September, 2020. (Enclosed)
- b) Took note of Limited review report as issued by statutory auditors. (Enclosed)
- c) Detailed press note. (Enclosed)

Kindly take the above information on record.

Thanking you,

FOR MOLD-TEK PACKAGING LIMITED


J. Lakshmana Rao
(Chairman & Managing Director)
DIN: 00649702



Corporate Office :

Plot # 700, Road No. 36, Jubilee Hills, Hyderabad - 500 033, Telangana, INDIA.
Phone : +91-40-40300300, Fax : +91-40-40300328, E-mail : ir@moldtekindia.com
Website : www.moldtekgroup.com CIN No: L21022TG1997PLC026542



MOLD-TEK PACKAGING LIMITED

Registered Office: Plot No.700, 8-2-293/82/A/700
Road No.36, Jubilee Hills, Hyderabad - 500033, Telangana.
CIN : L21022TG1997PLC026542

STATEMENT OF UNAUDITED STANDALONE FINANCIAL RESULTS FOR THE QUARTER & HALF YEAR ENDED 30 SEPTEMBER, 2020

₹ In lakhs except for EPS

Sl No	Particulars	Quarter Ended			Half Year Ended		Year Ended
		30-Sep-2020	30-Jun-2020	30-Sep-2019	30-Sep-2020	30-Sep-2019	31-Mar-2020
		Unaudited	Unaudited	Unaudited	Unaudited	Unaudited	Audited
1	Income						
	a) Revenue from operations	11905.97	6529.78	11433.78	18435.74	23022.48	43743.73
	b) Other income	19.66	13.93	18.02	33.60	79.42	115.93
	Total Income	11925.63	6543.71	11451.80	18469.34	23101.90	43859.66
2	Expenses						
	a) Cost of materials consumed	6635.53	3658.78	6783.36	10294.32	13670.40	24978.59
	b) Changes in inventories of finished goods and work-in progress	9.83	111.90	(43.06)	121.74	(274.25)	7.52
	c) Employee benefits expense	1270.39	939.93	1287.11	2210.31	2518.49	4941.65
	d) Finance costs	235.92	222.90	256.52	458.82	495.79	1018.83
	e) Depreciation and amortization expense	552.52	486.29	475.33	1038.81	928.69	1907.12
	f) Other expenses	1407.20	909.23	1303.92	2316.42	2940.30	5811.60
	Total Expenses	10111.39	6329.03	10063.18	16440.42	20279.42	38665.31
3	Profit before Exceptional items and tax (1-2)	1814.24	214.68	1388.62	2028.92	2822.48	5194.35
4	Exceptional items	-	-	72.00	-	72.00	286.10
5	Profit before tax (3-4)	1814.24	214.68	1316.62	2028.92	2750.48	4908.25
6	Tax expense						
	a) Current tax	438.01	49.80	331.91	487.81	660.86	1216.74
	b) Earlier year's tax expense	-	-	-	-	20.94	1.50
	c) Deferred tax	26.26	8.14	(67.49)	34.40	(69.68)	(128.97)
7	Profit for the period (5-6)	1349.97	156.74	1052.20	1506.71	2138.36	3818.98
8	Other Comprehensive Income (net of tax)						
	a) Items that will not be reclassified to Profit or Loss						
	i) Remeasurement of defined benefit plans	(11.60)	(11.60)	(2.73)	(23.20)	(5.21)	(46.71)
	ii) Fair value changes in equity instruments	89.98	35.99	(27.52)	125.97	143.97	(238.18)
9	Total Comprehensive Income for the period (7+8)	1428.35	181.13	1021.95	1609.48	2277.12	3534.09
10	Paid up Equity share capital	1386.64	1386.30	1384.55	1386.64	1384.55	1386.30
11	Other Equity						18324.46
12	Earnings per equity share (Face value of ₹5) (not Annualised)						
	- Basic	4.87	0.57	3.80	5.43	7.72	13.78
	- Diluted	4.87	0.57	3.80	5.43	7.72	13.78

Notes:

- The above results for the quarter and half year ended 30 September, 2020 were reviewed by the Audit Committee and approved by the Board of Directors of the Company at the meeting held on 13 November, 2020.
- The Company has only one reportable segment as per the requirements of Ind AS 108 "Operating Segments".
- This statement is as per Regulation 33 of the SEBI (Listing Obligations and Disclosure Requirements) Regulations, 2015.
- The Statutory Auditors of the Company have carried out Limited Review of the aforesaid results.
- Pursuant to the MTPL ESOS-2016 Scheme, during the quarter, the Company has issued 6690 equity shares at an exercise price of ₹208.
- Comparative figures have been regrouped/reclassified to conform to the current period's/year's presentation.

Hyderabad
13 November, 2020



for MOLD-TEK PACKAGING LIMITED

J. Lakshmana Rao
J. Lakshmana Rao
Chairman & Managing Director
DIN: 00649702



MOLD-TEK PACKAGING LIMITED


Registered Office: Plot No.700, 8-2-293/82/A/700
Road No.36, Jubilee Hills, Hyderabad - 500033, Telangana.
CIN : L21022TG1997PLC026542

STANDALONE CASH FLOW STATEMENT FOR THE HALF YEAR ENDED 30 SEPTEMBER, 2020

₹ In lakhs

Particulars	Period ended 30 September 2020 (Unaudited)	Year ended 31 March, 2020 (Audited)
Cash flow from operating activities		
Profit before tax	2028.92	4908.25
Adjustments for:		
Depreciation and amortisation expense	1058.28	1942.61
(Profit)/loss on disposal of property, plant and equipment (net)	-	1.50
Provision for bad and doubtful debts (net of reversals)	5.59	(87.60)
Doubtful debts written off	15.04	0.00
Amortisation of government grants	0.75	2.01
Finance costs	458.82	1018.83
Dividend income	-	(61.40)
Fair value changes in equity instruments	125.97	(238.18)
Provision for impairment of loan given to subsidiary	-	(395.77)
Remeasurement of defined benefit plans	(31.00)	(62.41)
Change in operating assets and liabilities		
(Increase)/decrease in trade receivables	(1730.92)	926.63
(Increase)/decrease in financial assets other than trade receivables	135.24	668.32
(Increase)/decrease in other assets	717.31	(1489.92)
(Increase)/decrease in inventories	(200.29)	(614.92)
Increase/(decrease) in trade payables	343.61	19.91
Increase/(decrease) in other financial liabilities	152.77	(851.38)
Increase/(decrease) in provisions	75.02	(47.74)
Increase/(decrease) in other liabilities	114.23	149.76
Cash generated from operations	3269.34	5788.50
Income taxes paid	(401.63)	(1253.05)
Net cash from operating activities	2867.71	4535.45
Cash flows from investing activities		
Purchase of Property, plant & equipment and Intangible assets	(1777.44)	(4020.19)
Loan given to subsidiary	(91.26)	(55.85)
(Increase)/decrease in capital work-in-progress and intangible assets under development	(60.18)	448.92
Dividend income	-	61.40
Fair value changes in equity instruments	(125.97)	238.18
Provision for impairment of loan given to subsidiary	-	395.77
Proceeds from sale of Property, plant & equipment	-	155.84
Net cash used in investing activities	(2054.85)	(2775.93)
Cash flow from financing activities		
Proceeds from non current borrowings	-	2080.93
Repayment of non current borrowings	(546.25)	(641.10)
Proceeds/(repayment) from current borrowings	170.83	741.19
Dividend paid including corporate dividend tax	-	(3006.58)
Increase in securities premium	17.05	89.13
Proceeds from issue of shares	0.33	1.75
Share application money for pending allotment	73.69	-
Finance costs	(458.82)	(1018.83)
Net cash used in financing activities	(743.17)	(1753.51)
Net increase/(decrease) in cash and cash equivalents	69.69	6.01
Cash and cash equivalents at the beginning of the year	19.56	13.55
Cash and Cash equivalents at the end of the Period	89.25	19.56

Hyderabad
13 November, 2020



for MOLD-TEK PACKAGING LIMITED

J. Lakshmana Rao
J. Lakshmana Rao
Chairman & Managing Director
DIN: 00649702



MOLD-TEK PACKAGING LIMITED


Registered Office: Plot No.700, 8-2-293/82/A/700
Road No.36, Jubilee Hills, Hyderabad - 500033, Telangana.
CIN : L21022TG1997PLC026542

UNAUDITED STANDALONE STATEMENT OF ASSETS & LIABILITIES:

₹ In lakhs

Particulars	As at 30 September 2020 (Unaudited)	As at 31 March 2020 (Audited)
I. ASSETS		
1. NON-CURRENT ASSETS		
(a) Property, Plant and Equipment	20543.72	19815.73
(b) Capital work-in-progress	1211.54	1153.26
(c) Investment property	5.16	5.23
(d) Intangible assets	57.13	64.12
(e) Intangible assets under development	23.14	21.24
(f) Right-of-use assets	336.60	338.37
(g) Financial assets		
(i) Investments	859.57	733.60
(ii) Other financial assets	23.75	23.45
(h) Other non-current assets	1681.05	1323.32
	24741.66	23478.32
2. CURRENT ASSETS		
(a) Inventories	5199.86	4999.57
(b) Financial assets		
(i) Trade receivables	7508.95	5798.65
(ii) Cash and cash equivalents	89.25	19.56
(iii) Bank balances other than (ii) above	75.70	77.81
(iv) Loans	156.45	68.76
(v) Other financial assets	193.22	323.08
(c) Current tax assets (net)	18.86	131.92
(d) Other current assets	315.37	1363.53
	13557.66	12782.88
TOTAL ASSETS	38299.32	36261.20
II. EQUITY AND LIABILITIES		
1. EQUITY		
(a) Equity share capital	1386.64	1386.30
(b) Other equity	19953.71	18324.46
	21340.35	19710.76
2. SHARE APPLICATION MONEY FOR PENDING ALLOTMENT	73.69	-
3. NON-CURRENT LIABILITIES		
(a) Financial liabilities		
Borrowings	1998.71	2518.24
(b) Provisions	310.77	261.74
(c) Deferred tax liabilities (net)	1187.97	1161.37
(d) Other non-current liabilities	2.59	8.53
	3500.04	3949.88
4. CURRENT LIABILITIES		
(a) Financial Liabilities		
(i) Borrowings	8316.83	8146.00
(ii) Trade payables		
a) dues to micro enterprises and small enterprises	33.84	10.57
b) dues to creditors other than micro and small enterprises	2138.23	1817.89
(iii) Other financial liabilities	2352.34	2216.91
(b) Other current liabilities	467.75	358.94
(c) Provisions	76.25	50.25
	13385.24	12600.56
TOTAL EQUITY AND LIABILITIES	38299.32	36261.20

Hyderabad
13 November, 2020



for MOLD-TEK PACKAGING LIMITED

J. Lakshmana Rao
J. Lakshmana Rao
Chairman & Managing Director
DIN: 00649702

M. ANANDAM & CO.,
CHARTERED ACCOUNTANTS

**Independent Auditor's Review Report on the Quarterly Unaudited Standalone Financial Results of
the Company Pursuant to the Regulation 33 of the SEBI (Listing Obligations and Disclosure
Requirements) Regulations, 2015**

**Review Report to
The Board of Directors
Mold-Tek Packaging Limited**


1. We have reviewed the accompanying statement of unaudited standalone financial results of Mold-Tek Packaging Limited (the "Company") for the quarter ended 30th September, 2020 and year to date results for the period 1st April, 2020 to 30th September, 2020 (the "Statement") attached herewith, being submitted by the Company pursuant to the requirement of Regulation 33 of the SEBI (Listing Obligations and Disclosure Requirements) Regulations, 2015, as amended (the "Listing Regulations").
2. This Statement, which is the responsibility of the Company's Management and approved by the Company's Board of Directors, has been prepared in accordance with the recognition and measurement principles laid down in Indian Accounting Standard 34 "Interim Financial Reporting" ("Ind AS 34"), prescribed under Section 133 of the Companies Act, 2013, and other accounting principles generally accepted in India. Our responsibility is to issue a report on the Statement based on our review.
3. We conducted our review of the Statement in accordance with the Standard on Review Engagements (SRE) 2410 "Review of Interim Financial Information performed by the Independent Auditor of the Entity" issued by the Institute of Chartered Accountants of India. This standard requires that we plan and perform the review to obtain moderate assurance as to whether the financial statements are free of material misstatement. A review is limited primarily to inquiries of Company personnel and analytical procedures applied to financial data and thus provide less assurance than an audit. We have not performed an audit and accordingly, we do not express an audit opinion.
4. Based on our review conducted as above, nothing has come to our attention that causes us to believe that the accompanying statement of unaudited financial results prepared in accordance with applicable accounting standards and other recognized accounting practices and policies has not disclosed the information required to be disclosed in terms of Regulation 33 of the SEBI (Listing Obligations and Disclosure Requirements) Regulations, 2015, including the manner in which it is to be disclosed, or that it contains any material misstatement.

For M. Anandam & Co.,
Chartered Accountants
(Firm Regn.No.000125S)

B.V.S. Kumar

B.V.Suresh Kumar
Partner

Membership Number: 212187
UDIN: 20212187AAAAFP6286



Place: Hyderabad
Date: 13th November, 2020



MOLD-TEK PACKAGING LIMITED

Registered Office: Plot No.700, 8-2-293/82/A/700
Road No.36, Jubilee Hills, Hyderabad - 500033, Telangana.
CIN : L21022TG1997PLC026542

STATEMENT OF UNAUDITED CONSOLIDATED FINANCIAL RESULTS FOR THE QUARTER & HALF YEAR ENDED 30 SEPTEMBER, 2020

₹ In lakhs except for EPS

Sl No	Particulars	Quarter Ended			Half Year Ended		Year Ended
		30-Sep-2020	30-Jun-2020	30-Sep-2019	30-Sep-2020	30-Sep-2019	31-Mar-2020
		Unaudited	Unaudited	Unaudited	Unaudited	Unaudited	Audited
1	Income						
	a) Revenue from operations	11905.97	6529.78	11437.64	18435.74	23098.97	43820.23
	b) Other income	19.66	13.93	18.02	33.60	79.40	115.92
	Total Income	11925.63	6543.71	11455.66	18469.34	23178.37	43936.15
2	Expenses						
	a) Cost of materials consumed	6635.53	3658.78	6573.02	10294.32	14034.35	24967.44
	b) Changes in inventories of finished goods and work-in-progress	9.83	111.90	(41.51)	121.74	(201.17)	80.60
	c) Employee benefits expense	1270.39	939.93	1304.12	2210.31	2567.47	4999.83
	d) Finance costs	235.92	222.90	263.58	458.82	516.77	1039.81
	e) Depreciation and amortization expense	552.97	486.74	477.88	1039.71	940.63	1921.59
	f) Other expenses	1411.07	914.19	1566.53	2325.25	2723.53	6093.86
	Total expenses	10115.71	6334.44	10143.62	16450.15	20581.58	39103.13
3	Profit before exceptional items and tax (1-2)	1809.92	209.27	1312.04	2019.19	2596.79	4833.02
4	Exceptional items	-	-	-	-	-	-
5	Profit before tax (3-4)	1809.92	209.27	1312.04	2019.19	2596.79	4833.02
6	Tax expense						
	a) Current tax	438.01	49.80	331.91	487.81	660.86	1216.74
	b) Earlier year's tax expense	-	-	-	-	20.94	1.50
	c) Deferred tax	26.26	8.14	(67.49)	34.40	(69.68)	(128.97)
7	Profit for the period (5-6)	1345.65	151.33	1047.62	1496.98	1984.67	3743.75
8	Other Comprehensive Income (net of tax)						
	a) Items that will not be reclassified to Profit or Loss						
	i) Remeasurement of defined benefit plans	(11.60)	(11.60)	(2.73)	(23.20)	(5.21)	(46.71)
	ii) Fair value changes in equity instruments	89.98	35.99	(27.52)	125.97	143.97	(238.18)
	b) Items that will be reclassified to Profit or Loss						
	i) Exchange differences in translating the financial statements of a foreign operation	(2.86)	0.12	(19.41)	(2.74)	(17.83)	3.29
9	Total Comprehensive Income for the period (7+8)	1421.17	175.84	997.96	1597.01	2105.60	3462.15
	Profit for the period attributable to:						
	Owners of the parent	1345.65	151.33	1047.62	1496.98	1984.67	3743.75
	Non-controlling interests	-	-	-	-	-	-
	Total comprehensive income for the period attributable to:						
	Owners of the parent	1421.17	175.84	997.96	1597.01	2105.60	3462.15
	Non-controlling interests	-	-	-	-	-	-
10	Paid up Equity share capital	1386.64	1386.30	1384.55	1386.64	1384.55	1386.64
11	Other Equity						18359.06
12	Earnings per equity share (Face value of ₹5) (not Annualised)						
	- Basic	4.85	0.55	3.78	5.40	7.17	13.51
	- Diluted	4.85	0.55	3.78	5.40	7.16	13.51

Notes:

- The above results for the quarter and half year ended 30 September, 2020 were reviewed by the Audit Committee and approved by the Board of Directors of the Company at the meeting held on 13 November, 2020.
- The above results include results of wholly owned subsidiary, Mold-Tek Packaging FZE, UAE.
- The Group has only one reportable segment as per the requirements of Ind AS 108 "Operating Segments".
- The Consolidated financial results are prepared based on Ind AS 110 "Consolidated Financial Statements".
- This statement is as per Regulation 33 of the SEBI (Listing Obligations and Disclosure Requirements) Regulations, 2015.
- The Statutory Auditors of the Parent Company have carried out Limited Review of the aforesaid results.
- Pursuant to the MTPL ESOS-2016 Scheme, during the quarter, the Group has issued 6690 equity shares at an exercise price of ₹208.
- Comparative figures have been regrouped/reclassified to conform to the current period's/year's presentation.



for MOLD-TEK PACKAGING LIMITED

J. Lakshmana Rao

Chairman & Managing Director

DIN: 00649702

Hyderabad
13 November, 2020



MOLD-TEK PACKAGING LIMITED

Registered Office: Plot No.700, 8-2-293/82/A/700
Road No.36, Jubilee Hills, Hyderabad - 500033, Telangana.
CIN : L21022TG1997PLC026542

UNAUDITED CONSOLIDATED CASH FLOW STATEMENT FOR THE HALF YEAR ENDED 30 SEPTEMBER, 2020

₹ In lakhs

Particulars	Period ended 30 September 2020	Year ended 31 March 2020
Cash flow from operating activities		
Profit before tax	2019.19	4833.02
Adjustments for:		
Depreciation and amortisation expense	1059.17	1958.28
(Profit)/loss on disposal of property, plant and equipment (Net)	-	12.52
Provision for bad and doubtful debts (net of reversals)	5.59	30.35
Doubtful debts Written off	15.04	-
Fair value adjustments & fluctuation	(1.99)	5.30
Finance costs	458.82	1039.81
Dividend income	-	(61.40)
Fair value changes on equity instruments	125.97	(238.18)
Remeasurement of defined benefit plans	(31.00)	(62.42)
Change in operating assets and liabilities		
(Increase)/decrease in trade receivables	(1668.93)	1116.05
(Increase)/decrease in financial assets other than trade receivables	119.38	(45.86)
(Increase)/decrease in other assets	615.76	(1006.63)
(Increase)/decrease in inventories	(200.29)	(405.90)
Increase/(decrease) in trade payables	368.24	(15.52)
Increase/(decrease) in other financial liabilities	126.46	(245.05)
Increase/(decrease) in provisions	75.02	(47.76)
Increase/(decrease) in other liabilities	82.65	181.33
Cash generated from operations	3169.08	7047.94
Income taxes paid	(401.63)	(1253.05)
Net cash from operating activities	2767.45	5794.89
Cash flows from investing activities		
Purchase of Property, plant & equipment and Intangible assets	(1777.23)	(4100.08)
(Increase)/decrease in capital work-in-progress and intangible assets under development	(60.18)	448.92
Dividend income	-	61.40
Fair value changes in equity instruments	(125.97)	238.18
Proceeds from sale of Property, plant & equipment	-	1008.88
Net cash used in investing activities	(1963.38)	(2342.70)
Cash flow from financing activities		
Proceeds from non current borrowings	-	2080.93
Repayment of non current borrowings	(546.25)	(1306.87)
Proceeds/(repayment) from current borrowings	170.83	(251.84)
Dividend paid including corporate dividend tax	-	(3006.58)
Increase in securities premium	17.05	89.13
Proceeds from issue of shares	0.33	1.75
Share application money for pending allotment	73.69	-
Finance costs	(458.82)	(1039.81)
Net cash used in financing activities	(743.17)	(3433.29)
Net increase/(decrease) in cash and cash equivalents	60.90	18.90
Cash and cash equivalents at the beginning of the year	36.72	17.82
Cash and Cash equivalents at the end of the Period	97.62	36.72

Hyderabad
13 November, 2020



for MOLD-TEK PACKAGING LIMITED

[Signature]

J.Lakshmana Rao
Chairman & Managing Director
DIN: 00649702



MOLD-TEK PACKAGING LIMITED


Registered Office: Plot No.700, 8-2-293/82/A/700
Road No.36, Jubilee Hills, Hyderabad - 500033, Telangana.
CIN : L21022TG1997PLC026542

UNAUDITED CONSOLIDATED STATEMENT OF ASSETS & LIABILITIES:

₹ In lakhs

Particulars	As at 30 September 2020 (Unaudited)	As at 31 March 2020 (Audited)
I. ASSETS		
1. NON-CURRENT ASSETS		
(a) Property, Plant and Equipment	20563.21	19836.33
(b) Capital work-in-progress	1211.54	1153.26
(c) Investment property	5.16	5.23
(d) Intangible assets	57.13	64.12
(e) Intangible assets under development	23.14	21.24
(f) Right-of-use assets	336.60	338.37
(g) Financial assets		
(i) Investments	859.57	733.60
(ii) Other financial assets	23.75	23.45
(h) Other non-current assets	1683.11	1325.43
	24763.21	23501.03
2. CURRENT ASSETS		
(a) Inventories	5199.86	4999.57
(b) Financial assets		
(i) Trade receivables	7538.89	5890.59
(ii) Cash and cash equivalents	97.62	36.72
(iii) Bank balances other than (ii) above	75.70	77.81
(iv) Loans	22.91	21.61
(v) Other financial assets	188.54	307.40
(c) Current tax assets (net)	18.86	131.92
(d) Other current assets	416.97	1363.53
	13559.35	12829.15
TOTAL ASSETS	38322.56	36330.18
II. EQUITY AND LIABILITIES		
1. EQUITY		
(a) Equity Share Capital	1386.64	1386.30
(b) Other Equity	19975.84	18359.06
	21362.48	19745.36
2. SHARE APPLICATION MONEY FOR PENDING ALLOTMENT	73.69	-
3. NON-CURRENT LIABILITIES		
(a) Financial Liabilities		
Borrowings	1998.71	2518.24
(b) Provisions	310.77	261.74
(c) Deferred tax liabilities (net)	1187.96	1161.37
(d) Other non-current liabilities	2.59	8.53
	3500.03	3949.88
4. CURRENT LIABILITIES		
(a) Financial Liabilities		
(i) Borrowings	8316.83	8146.00
(ii) Trade payables		
a) dues to micro enterprises and small enterprises	33.84	10.57
b) dues to creditors other than micro and small enterprises	2139.34	1794.38
(iii) Other financial liabilities	2352.34	2243.22
(b) Other current liabilities	467.76	390.52
(c) Provisions	76.25	50.25
	13386.36	12634.94
TOTAL EQUITY AND LIABILITIES	38322.56	36330.18

Hyderabad
13 November, 2020



for MOLD-TEK PACKAGING LIMITED

[Signature]
J. Lakshmana Rao
Chairman & Managing Director
DIN: 00649702


M. ANANDAM & CO.,
CHARTERED ACCOUNTANTS

**Independent Auditor's Review Report on the Quarterly Consolidated Unaudited Financial Results of
the Company Pursuant to the Regulation 33 of the SEBI (Listing Obligations and Disclosure
Requirements) Regulations, 2015**

**Review Report to
The Board of Directors
Mold-Tek Packaging Limited**

1. We have reviewed the accompanying Statement of Unaudited Consolidated Financial Results of Mold-Tek Packaging Limited ("the Holding Company") and its subsidiary (the Holding Company and its subsidiary together referred to as "the Group") for the quarter ended 30th September, 2020 and year to date from 1st April, 2020 to September, 2020 ("the Statement"), being submitted by the Parent pursuant to the requirement of Regulation 33 of the SEBI (Listing Obligations and Disclosure Requirements) Regulations, 2015, as amended (the "Listing Regulations").
2. This Statement, which is the responsibility of the Holding Company's Management and approved by the Parent's Board of Directors, has been prepared in accordance with the recognition and measurement principles laid down in Indian Accounting Standard 34 "Interim Financial Reporting" ("Ind AS 34"), prescribed under Section 133 of the Companies Act, 2013, and other accounting principles generally accepted in India. Our responsibility is to express a conclusion on the Statement based on our review.
3. We conducted our review of the Statement in accordance with the Standard on Review Engagements (SRE) 2410 "Review of Interim Financial Information Performed by the Independent Auditor of the Entity", issued by the Institute of Chartered Accountants of India. A review of interim financial information consists of making inquiries, primarily of persons responsible for financial and accounting matters, and applying analytical and other review procedures. A review is substantially less in scope than an audit conducted in accordance with Standards on Auditing and consequently does not enable us to obtain assurance that we would become aware of all significant matters that might be identified in an audit. Accordingly, we do not express an audit opinion.

We also performed procedures in accordance with the Circular No. CIR/CFD/CMD1/44/2019 March 29, 2019 issued by the SEBI under Regulation 33 (8) of the SEBI (Listing Obligations and Disclosure Requirements) Regulations, 2015, as amended, to the extent applicable.
4. The Statement includes the results of the subsidiary Mold-Tek Packaging FZE, UAE
5. Based on our review conducted and procedures performed as stated in paragraph 3 above and based on the consideration of the financial results of the subsidiary referred to in paragraph 6 below, nothing has come to our attention that causes us to believe that the accompanying Statement, prepared in accordance with the recognition and measurement principles laid down in the aforesaid Indian Accounting Standard and other accounting principles generally accepted in India, has not disclosed the information required to be disclosed in terms of Regulation 33 of the SEBI (Listing Obligations and Disclosure Requirements) Regulations, 2015, as amended, including the manner in which it is to be disclosed, or that it contains any material misstatement.



6. We did not review the interim financial results of the subsidiary included in the consolidated unaudited financial results, whose interim financial results reflect total assets of Rs.154.53 lakhs as at 30th September, 2020 and total revenues of Rs. Nil and Rs. Nil, total net loss after tax of Rs. 4.32 lakhs and Rs. 5.41 Lakhs and total comprehensive loss of Rs. 4.32 lakhs and Rs. 5.41 Lakhs for the quarter ended 30th September, 2020 and for the period from 1st April, 2020 to 30th September, 2020 respectively and net cash inflows of Rs. 8.37 lakhs for the period from 1st April, 2020 to 30th September, 2020 as considered in the consolidated unaudited financial results. These interim financial results have been furnished to us by the Board of Directors and our opinion on the consolidated financial results, in so far as it relates to the amounts and disclosures included in respect of the subsidiary is based solely on such financial information. According to the information and explanations given to us by the Board of Directors, the financial results of the subsidiary are not material to the Group.


Our conclusion on the Statement is not modified in respect of the above matter.

For M.Anandam & Co.,
Chartered Accountants
(Firm Regn.No.000125S)

B.V.S.Kumar

B.V.Suresh Kumar
Partner

Membership Number: 212187
UDIN: 20212187AAAAFQ6198



Place: Hyderabad

Date: 13th November, 2020



MOLD-TEK
Packaging Limited
(Formerly known as Moldtek Plastics Ltd.)

Press Release

13th November, 2020

MOLDTEK PACKAGING LIMITED

Q2 FY 2020-21 Financial Results

PAT up by 28.45% Q2 on Q2 and 789% on Q1

Sales Volume up by 13% Q2 on Q2 and 91% on Q1

Consolidated Performance Highlights

- PAT up by 28.45% Q2 and 789% on Q1 and dip by 24.57% H1 on H1
- EBIDTA up by 26.56% Q2 on Q2 and 183% on Q1 and dip by 13.23% H1 on H1
- Net Revenue up by 4.10% Q2 and 82% on Q1 and dip by 20.32% H1 on H1

Standalone Performance Highlights

- PAT up by 28.30% Q2 and 761% on Q1 and dip by 29.54% H1 on H1
- EBIDTA up by 22.74% Q2 and 182% on Q1 and dip by 16.96% H1 on H1
- Net Revenue up by 4.14% Q2 and 82% on Q1 and dip by 20.05% H1 on H1
- Volume up by 13% Q2 on 91% on Q1 and dip by 15% H1 on H1

Hyderabad, 13th November, 2020: Moldtek Packaging Limited is the leader in manufacturing injection moulded rigid plastic packaging containers (BSE Code: 533080). Mold-tek has been the innovator and torch bearer in introducing many world class packaging products in India for Lubes, Paints, Food and FMCG products. Moldtek developed much better results for Q2, PAT up by 28.45% Q2 and 789% on Q1, EBIDTA up by 26.56% Q2 on Q2 and 183% on Q1, Net Revenue up by 4.10% Q2 and 82% on Q1, Volume up by 13% Q2 on 91% on Q1.

Mold-tek is the first Company in India to introduce "In-Mold Labeling (IML)" concept for decorating plastic containers using ROBOTS. IML enables photographic quality decoration with complete hygienic and hands free production of containers suitable for food and FMCG products. Mold-Tek is the only packaging Company in the world to design and manufacture in house ROBOTS for the IML decoration apart from manufacturing IML Labels in-house.

The outbreak of COVID-19 globally and in India has been unprecedented and the Group also experienced its impact. With gradual resumption of operations, the Company's performance for the current quarter has been progressive and started moving towards normalcy, though challenges still exist.

Corporate Office :

Plot # 700, Road No. 36, Jubilee Hills, Hyderabad - 500 033, Telangana, INDIA.
Phone : +91-40-40300300, Fax : +91-40-40300328, E-mai l: ir@moldtekindia.com
Website : www.moldtekgroup.com CIN No: L21022TG1997PLC026542





MOLD-TEK
Packaging Limited
(Formerly known as Moldtek Plastics Ltd.)

Commenting on future prospects:

New Products & developments:

Moldtek has progressed considerably in the last few years with its products, technological and engineering capabilities, keeping in mind the evolving needs of the packaging industry, along with environmental concerns. In spite of Covid we stay in touch with new technologies to ensure that we are future-ready and have a better outreach of sustainable packaging solutions to our esteemed clients. New developments include:

Sweet box packs:

The Company has introduced full range of packs targeting the sweets, confectionery and online food delivery industry. The initial response is encouraging.

Dispensing Pumps:

Facilities to produce 9mn Pumps per month has been set up in our Hyderabad unit. The order book is strong and the company expects to start production and supplies from December 2020.

QR Code Printing IML:

In addition to this company is working on introducing "**QR Code Printed IML**" offering traceability and anti counterfeit solutions in the supply chains. This will enable the company to evolve in to a packaging 4.0 solution provider. Many lubricant and FMCG companies are looking for supply chain solutions which Moldtek is first to offer in India.

Demand for our Square packs continue to grow handsomely for Q2 of FY21 is Rs.13Cr. grown up by 21% and 35% on Q1.

Mr. J. Lakshmana Rao, Chairman and Managing Director said that, Company has started R&D efforts to offer QR Coded IML for traceability and to avoid counterfeit. We wish to stay ahead in this new evolving technology which can add more clients in near future.

New capacities at :

Sizeable Orders received from APL and executed from both the plants at Mysore and Vizag successfully. One more major machine was commissioned in Vizag plant to meet the increasing demand.

In view of the pandemic relating to COVID - 19, the Company has considered internal and external information and has performed an analysis based on current estimates while assessing the recoverability of investments, property plant and equipment, right-of-use assets, trade receivables, other current and financial assets, for any possible impact on the Financial Results. The Company has also assessed the impact of this whole situation on its capital and financial resources, profitability, liquidity position, internal financial reporting controls etc. and is of the view that based on its present assessment this situation does not materially impact the financial results. However, the actual impact of COVID - 19 on the financial

Corporate Office :

Plot # 700, Road No. 36, Jubilee Hills, Hyderabad - 500 033, Telangana, INDIA.
Phone : +91-40-40300300, Fax : +91-40-40300328, E-mail : ir@moldtekindia.com
Website : www.moldtekgroup.com CIN No: L21022TG1997PLC026542



results may differ from that estimated due to unforeseen circumstances and the Company will continue to closely monitor any material changes to future economic conditions.

The above developments will ensure good growth prospects for the Company in the coming quarters.

J Lakshmana Rao



Chairman and Managing Director
DIN: 00649702



GENESIS FINANCE COMPANY LIMITED CIN: L65910DL1990PLC040705 Regd. Off: 4 MMTC/STC Market Geetanjali New Delhi-110017 Corporate Office: 315, Third Floor, Square One Mall, Saket, New Delhi- 110017 E-mail: gopalbishtgfc@gmail.com Website: www.genesisfinance.net				
EXTRACT OF STANALONE UNAUDITED FINANCIAL RESULTS FOR THE QUARTER AND HALF YEAR ENDED ON 30TH SEPTEMBER, 2020				
S. No	Particulars	Quarter ended on September 30, 2020	Six Months ended on September 30, 2020	Quarter ended on September 30, 2019
		Unaudited	Unaudited	Unaudited
		(Rs. in Lakhs)		
1	Total Income from Operations	553.92	1092.57	610.38
2	Net Profit/ (Loss) for the period (before tax, exceptional and/or Extraordinary items)	292.7	602.56	348.72
3	Net Profit / (Loss) for the period before tax (after Exceptional and/or Extraordinary items)	292.7	602.56	348.72
4	Net Profit / (Loss) for the period after tax (after Exceptional and/or Extraordinary items)	219.01	450.89	251.71
5	Total Comprehensive Income for the period [Comprising Profit / (Loss) for the period (after tax) and Other Comprehensive Income (after tax)]	219.01	450.89	251.71
6	Equity Share Capital (face value of Rs. 10/- per share)	4639.71	4639.71	4639.71
7	Reserves (excluding Revaluation Reserve) as shown in the Audited Balance Sheet of the previous year	4520.03		
8	Earnings Per Share (of Rs. 10/- each) (for continuing and discontinued operations) -			
	1. Basic:	0.47	0.97	0.54
	2. Diluted	0.47	0.97	0.54
Notes:				
1. The above is an extract of the detailed format of Quarterly Results filed with the Stock Exchange under Regulation 33 of the SEBI (Listing Obligations and Disclosure Requirements) Regulations, 2015. The full format of the Quarterly and Half Year Financial results is available on the Company's website www.genesisfinance.net and Stock Exchange's website www.mseil.in				
2. The above results were reviewed and recommended by the Audit Committee and approved by the Board of Directors at their respective meetings held on 12th November, 2020.				
On Behalf of the Board For Genesis Finance Company Limited Sd/- Naresh Garg (Managing Director) DIN: 00916814				
Place : New Delhi Date : 12.11.2020				

PAHAL FINANCIAL SERVICES PRIVATE LIMITED		
CIN -U65910GJ1994PTC026268		
First Floor 2, City Mall, Nr. Rajpath Club, Opp. Madhur Hotel, S.G Highway, Bodaikdev Ahmedabad Ahmedabad GJ 380059 IN		
Financial Results for Half Year ended on September 30, 2020		
	(Rs. in Lakhs)	
Particulars	For the half Year ended Sept 30, 2020	For the half Year ended Sept 30, 2019
1. Total Income from Operations	8,403.70	6,487.50
2. Net Profit / (Loss) for the period (before Tax, Exceptional and/or Extraordinary items)	1,178.21	1,207.92
3. Net Profit / (Loss) for the period before tax (after Exceptional and/or Extraordinary items)	1,178.21	1,207.92
4. Net Profit / (Loss) for the period after tax (after Exceptional and/or Extraordinary items)	832.37	898.68
5. Total Comprehensive Income for the period [Comprising Profit / (Loss) for the period (after tax) and Other Comprehensive Income (after tax)]	830.97	891.40
6. Equity Share Capital	3,218.46	2,524.29
7. Reserves (excluding Revaluation Reserve)	9,770.96	5,562.64
8. Earnings Per Share (of Rs. 10/- each) (for continuing and discontinued operations) -		
1. Basic/(Rs.)	2.66	4.09
2. Diluted/(Rs.)	2.65	4.06
Note:		
a) The above is an extract of the detailed format of Quarterly/Annual Financial Results filed with the Stock Exchanges under Regulation 52 of the SEBI (Listing and Other Disclosure Requirements) Regulations, 2015. The full format of the Quarterly/Annual Financial Results are available on the websites of the Stock Exchange(s) and the listed entity.		

MOLD-TEK PACKAGING LIMITED CIN No: L21022TG1997PLC026542 Regd Office: Plot No. 700, Door No. 8-2-293/82/A/700, Road No. 36, Jubilee Hills, Hyderabad, T.S.- 500 033.												
STATEMENT OF UNAUDITED FINANCIAL RESULTS FOR THE QUARTER & HALF YEAR ENDED 30 th SEPTEMBER, 2020												
Particulars	Standalone						Consolidated					
	Quarter Ended			Half Year Ended			Quarter Ended			Half Year Ended		
	30.09.2020	30.06.2020	30.09.2019	30.09.2020	30.09.2019	31.03.2020	30.09.2020	30.06.2020	30.09.2019	30.09.2020	30.09.2019	31.03.2020
	Un-Audited	Un-Audited	Un-Audited	Un-Audited	Un-Audited	Audited	Un-Audited	Un-Audited	Un-Audited	Un-Audited	Un-Audited	Audited
Total Income from Operations	11925.63	6543.71	11451.80	18469.34	23101.90	43859.66	11925.63	6543.71	11455.66	18469.34	23178.37	43936.15
Net Profit/(Loss) for the period (before tax and exceptional items)	1814.24	214.68	1388.62	2028.92	2822.48	5194.35	1809.92	209.27	1312.04	2019.19	2596.79	4833.02
Net Profit/(Loss) for the period before tax (after exceptional items)	1814.24	214.68	1316.62	2028.92	2750.48	4908.25	1809.92	209.27	1312.04	2019.19	2596.79	4833.02
Net Profit/(Loss) for the period after tax (after exceptional items)	1349.97	156.74	1052.20	1506.71	2138.36	3818.98	1345.65	151.33	1047.62	1496.98	1984.67	3743.75
Total Comprehensive Income for the period	1428.35	181.13	1021.95	1609.48	2277.12	3534.09	1421.17	175.84	997.96	1597.01	2105.60	3462.15
Equity Share Capital	1386.64	1386.30	1384.55	1386.64	1386.30	1386.64	1386.64	1386.30	1384.55	1386.64	1384.55	1386.30
Earnings Per Share (Basic & Diluted) (Face value of Rs.5/- each)	4.87	0.57	3.80	5.43	7.72	13.78	4.85	0.55	3.78	5.40	7.17	13.51
Note:												
The above is an extract of the detailed format of un-audited Financial Results filed with the Stock Exchange Under Regulation 33 of the SEBI (Listing Obligations and Disclosure Requirements) Regulations, 2015. The full format of the un-audited Financial Results are available on the stock Exchange website (www.bseindia.com) and www.nseindia.com) and on the Company's website (www.moldtekgroup.com).												
For Mold-Tek Packaging Limited Sd/- J.Lakshmana Rao Chairman & Managing Director DIN: 00649702												
Place: Hyderabad Date: 13/11/ 2020												

Industrial And Prudential Investment Company Limited Registered Office: 8/1/B Diamond Harbour Road, Kolkata 700 027 CIN: L65990WB1913PLC218486 Telephone no 033 4013 3000 , E mail id indpru@vsnl.net Website: www.industrialprudential.com												
---	--	--	--	--	--	--	--	--	--	--	--	--

Standalone and Consolidated Unaudited Financial Results for the quarter and half year ended 30th September 2020														
		Standalone						Consolidated						(Rs in lakhs)
Sl No	Particulars	Quarter ended			Six months ended		Year ended	Quarter ended			Six months ended		Year ended	
		September 30, 2020	June 30, 2020	September 30, 2019	September 30, 2020	September 30, 2019	March 31, 2020	September 30, 2020	June 30, 2020	September 30, 2019	September 30, 2020	September 30, 2019	March 31, 2020	
		(Unaudited)	(Unaudited)	(Unaudited)	(Unaudited)	(Unaudited)	(Audited)	(Unaudited)	(Unaudited)	(Unaudited)	(Unaudited)	(Unaudited)	(Audited)	
1	Total Revenue from Operations	676.79	310.14	98.24	986.93	1,165.79	1216.18	122.93	345.58	93.23	468.51	739.78	795.96	
2	Net Profit/(Loss) for the period (before tax, exceptional and/or extraordinary items)	661.75	298.84	80.17	960.59	1,131.79	960.51	107.89	334.28	75.20	442.17	705.75	490.16	
3	Net Profit/(Loss) for the period before tax (after exceptional and/or extraordinary items)	661.75	298.84	80.17	960.59	1,131.79	960.51	107.89	334.28	75.20	442.17	705.75	490.16	
4	Share of Profit from associate	-	-	-	-	-	-	174.33	231.73	897.15	406.06	1,445.65	2,140.83	
5	Net Profit/(Loss) for the period after tax after exceptional and/ or extraordinary items)	497.34	287.02	93.30	784.36	1,019.28	867.79	110.24	560.37	985.93	670.61	2,038.34	2,444.72	
6	Other Comprehensive Income (Net of Taxes)	3,333.62	3,768.37	623.88	7,101.99	894.10	-1,826.47	8,476.10	3,018.30	575.40	11,494.40	899.70	-2,595.10	
7	Total Comprehensive Income for the period (Comprising Profit)/Loss for the period (after tax) and other Comprehensive Income (after tax)	3,830.96	4,055.39	717.18	7,886.35	1,913.38	-958.68	8,586.34	3,578.67	1,561.33	12,165.01	2,938.04	-150.38	
8	Equity Share Capital (Face Value Rs.10)	174.53	174.56	174.56	174.53	174.56	174.56	174.53	174.56	174.56	174.53	174.56	174.56	
9	Other Equity	-	-	-	-	-	17,623.42	-	-	-	-	-	32,147.18	
10	Earning per Share													
	- Basic	28.50	16.44	5.35	44.94	58.40	49.72	6.32	32.10	56.49	38.42	116.79	140.07	
	- Diluted	28.50	16.44	5.35	44.94	58.40	49.72	6.32	32.10	56.49	38.42	116.79	140.07	

1. The above is an extract of the detailed format of the quarterly financial results filed with BSE Ltd. under Regulation 33 of the SEBI (Listing Obligations and Disclosure Requirements) Regulations 2015. The full format of the standalone and consolidated financial results are available on the BSE Ltd's website : <http://listing.bseindia.com> and on the company's website: www.industrialprudential.com

2. The above financial results were reviewed by the audit committee and approved by the board of directors of the Company at their respective meetings held on 12th November 2020 and the limited review of the same is carried out by the statutory auditors.

3. This Statement has been prepared in accordance with the Companies (Indian Accounting Standards) Rules, 2015, as amended, prescribed under section 133 of the Companies Act, 2013 and the other recognised accounting practices and policies to the extent applicable.

For Industrial And Prudential Investment Company Limited	
Place: Kolkata Date: 12th November, 2020	Chairman & Managing Director

इंडियन रेलवे फाइनेन्स कॉर्पोरेशन लिमिटेड (भारत सरकार का उपक्रम)	
सीआईएन—यू65910डीएल1986जीओआई026363 यू जी पलोर, ईस्ट टॉवर, एनबीसीसी प्लेस, भीष्म पितामह मार्ग, प्रगति विहार, लोधी रोड, नई दिल्ली – 110 003 फोन : 24369766-69, फैक्स : 24369770, ई-मेल: info@irfc.nic.in वेबसाइट : www.irfc.nic.in	
Indian Railway Finance Corporation Limited (A Government of India Enterprise)	
CIN-U65910DL1986GOI026363 UG Floor, East Tower, NBCC Place, Bhishm Pitamah Marg, Pragati Vihar, Lodhi Road, New Delhi - 110 003 Ph: 24369766-69, Fax: 24369770, E-mail: info@irfc.nic.in Website : www.irfc.nic.in	

30 सितंबर 2020 को समाप्त अर्धवर्ष के लिए अनेकिकृत वित्तीय परिणामों का सार

Extract of Statement of Unaudited Financial Results for the half year ended 30th September 2020

(राशि मिलियन में) (Amount in Millions)				
विवरण / Particulars		30 सितम्बर, 2020 को समाप्त अर्धवर्ष के लिए (अनंकेशित) For the Half Year ended 30 th September 2020 (Unaudited)	30 सितम्बर, 2019 को समाप्त अर्धवर्ष के लिए (अंकेशित) For the Half Year ended 30 th September 2019 (Audited)	31 मार्च 2020 को समाप्त वर्ष के लिए (अंकेशित) For the year ended 31 st March 2020 (Audited)
(I) परिवालनों से कुल आय	(I) Total Revenue From Operations	74,004.35	65,747.68	1,34,210.17
(II) अपवादालक मदों तथा कर से पूर्व लाभ	(II) Profit Before Exceptional Items and Tax	19,067.61	16,303.93	31,920.96
(III) कर पूर्व लाभ	(III) Profit Before Tax	19,067.61	16,303.93	31,920.96
(IV) अवधि के लिए लाभ	(IV) Profit for the Period	19,067.61	16,303.93	31,920.96
(V) वर्ष के लिए कुल व्यापक आय	(V) Total Comprehensive Income for the Year	19,071.85	16,296.80	31,915.44
(VI) प्रदत्त इक्विटी शेयर पूंजी (प्रति शेयर अंकित मूल्य 10 रुपये)	(VI) Paid up Equity Share Capital (Face Value of Rs. 10/- Per Share)	1,18,804.60	93,804.60	1,18,804.60
(VII) आरक्षित निधियों, पुनर्मूल्यांकन आरक्षित निधियों को छोड़कर (पिछले लेखा वर्ष के तुलन पत्र के अनुसार)	(VII) Reserves Excluding Revaluation Reserves (As Per Balance Sheet of Previous Accounting Year)	-	-	1,84,192.92
(VIII) नेट वर्थ	(VIII) Net worth	3,22,069.37	2,62,454.87	3,02,997.52
(IX) ऋण इक्विटी अनुपात	(IX) Debt Equity Ratio	7.62	7.03	7.74
(X) प्रति शेयर आय*	(X) Earning Per Share*			
— मूल (रुपये में)	- Basic (Rs.)	1.60	1.74	3.40
— डाइल्यूटेड (रुपये में)	- Diluted (Rs.)	1.60	1.74	3.40
(XI) डिबेंचर मोचन आरक्षित निधि	(XI) Debenture Redemption Reserve	-	57,145.59	-

*छमाही का ईपीएस वार्षिकीकृत नहीं है

* EPS of the Half Yearly are not annualised

*छमाही का इंपीरसा वार्षिकीकृत नहीं है * EPS of the Half Yearly are not annualised

टिप्पणी NOTE:

उपरोक्त छमाही वित्तीय परिणामों के सार का विस्तृत प्रारूप स्टॉक एक्सचेंजों को प्रस्तुत किया गया है। जो कि सेबी विनियमन, 2015 के (लिविंग दायित्व तथा प्रकटन) विनियमन 52 के अर्थात है। छमाही वित्तीय परिणामों का पूर्ण प्रारूप स्टॉक एक्सचेंज (www.bseindia.com) तथा www.nseindia.com की वेबसाइट और कंपनी की वेबसाइट www.irfc.nic.in पर उपलब्ध है।

The above is an extract of the detailed format of half yearly financial results filed with the stock exchange under Regulation 52 of the SEBI (Listing Obligations and Disclosure Requirements) Regulations, 2015. The full format of the half yearly financial results is available on the websites of stock exchanges (www.bseindia.com and www.nseindia.com) and the website of the Company (www.irfc.nic.in).

Sd/-
(अमिताभ बैनर्जी / Amitabh Banerjee)
अध्यक्ष एवं प्रबंध निदेशक / Chairman & Managing Director
DIN: 03315975

नई दिल्ली / New Delhi
दिनांक 13 नवंबर 2020 / Dated: 13th November 2020


Stay Protected from Corona

Wash hands frequently with Soap

Wear your mask properly

Maintain Safe Distance

No Carelessness until there is a Cure



DYNACONS
SOLUTIONS THAT EMPOWER

Dynacons Systems & Solutions Limited

CIN No: L72200MH1995PLC093130

Regd. Office: 78, Ratnajyot Industrial Estate, Irla Lane, Vile Parle (W), Mumbai – 400056. | Website: www.dynacons.com

STANDALONE AND CONSOLIDATED UNAUDITED FINANCIAL RESULTS FOR THE QUARTER AND HALF YEAR ENDED SEPTEMBER 30, 2020

(Rs. In Lakhs)

Sr. No.	Particulars	Standalone	Consolidated										
		Quarter ended	Half Year Ended	Year ended	Quarter ended	Half Year Ended	Year ended						
		30.09.2020 Unaudited	30.06.2020 Unaudited	30.09.2019 Unaudited	30.09.2020 Unaudited	30.09.2019 Unaudited	31.03.2020 (Audited)	30.09.2020 Unaudited	30.06.2020 Unaudited	30.09.2019 Unaudited	30.09.2020 Unaudited	30.09.2019 Unaudited	31.03.2020 (Audited)
1	Total Income from Operations	9,416.85	5,840.37	9,349.88	15,257.22	18,219.70	33,018.39	9,361.51	5,840.37	9,299.10	15,201.88	18,251.83	33,057.87
2	Net Profit / (Loss) for the period (before Tax, Exceptional and/or Extraordinary items)	245.68	180.51	233.30	426.19	388.92	805.85	190.03	180.47	180.12	370.50	341.41	756.55
3	Net Profit / (Loss) for the period before tax (after Exceptional and/or Extraordinary items)	245.68	180.51	233.30	426.19	388.92	805.85	190.03	180.47	180.12	370.50	341.41	756.55
4	Net Profit / (Loss) for the period after tax (after Exceptional and/or Extraordinary items)	194.21	142.02	185.22	336.22	305.84	611.75	138.56	141.97	132.80	280.53	258.12	571.38
5	Total Comprehensive Income for the period [Comprising Profit / (Loss) for the period (after tax) and Other Comprehensive Income (after tax)]	1.53	(5.21)	0.12	(3.83)	0.42	(18.61)	(2.71)	(3.93)	0.50	(6.39)	0.79	(12.45)
6	Equity Share Capital	917.31	917.31	917.31	917.31	917.31	917.31	917.31	917.31	917.31	917.31	917.31	917.31
7	Reserves (excluding Revaluation Reserve) as shown in the Audited Balance Sheet of Previous Year												
8	Earnings Per Share (of Rs.10/- each) (Not Annualised)												
	a) Basic	2.12	1.55	2.02	3.67	3.33	6.67	1.51	1.55	1.45	3.06	2.81	6.23
	b) Diluted	2.12	1.55	2.02	3.67	3.33	6.67	1.51	1.55	1.45	3.06	2.81	6.23

Notes: The above is an extract of the detailed format of Quarterly and Half Yearly Financial Results filed with the Stock Exchanges on 12th November, 2020 under Regulation 33 of the SEBI (Listing Obligations and Disclosure Requirements) Regulations, 2015. The full format of the Quarterly and Half Yearly Financial Results are available on the Company's website www.dynacons.com and on the Stock Exchange website www.bseindia.com and www.nseindia.com.

For Dynacons Systems & Solutions Ltd.

For and on behalf of the Board of Directors

Sd/-

Dharmesh Anjaria

Executive Director & CFO

Dir No: 00445009

Place: Mumbai

Date: 12.11.2020



NIHAR INFO GLOBAL LIMITED
CIN-L67120AP1995PLC019200
Regd. Office : Nihar house, Plot No. 34, Ganesh Nagar, West Marredpally, Secunderabad - 500 026, Telangana
Tel : 040-27705389/90, Website : www.niharinfo.com

30 సెప్టెంబర్, 2020లో ముగిసిన త్రైమాసికం కొరకు ఆడిట్ చేయబడిన ఆర్థిక ఫలితాల యొక్క సారాంశం (రూ. లక్షల్లో)

వివరాలు	ముగిసిన త్రైమాసికం 30.09.2020 ఆడిట్ చేయబడినది	ముగిసిన త్రైమాసికం 30.06.2020 ఆడిట్ చేయబడినది	ముగిసిన త్రైమాసికం 30.09.2019 ఆడిట్ చేయబడినది	ముగిసిన త్రైమాసికం 31.03.2020 ఆడిట్ చేయబడినది
1. అవసరమైన సుందరి పూర్తి ఆదాయం	191.99	156.97	348.96	762.02
2. కాలపరమైన కొరకు నికర లాభం/ (నష్టం) (సమగ్ర మినహాయింపులకు మరియు/లేదా అపారాధం జరిగిన ముందు)	4.34	0.90	5.24	38.39
3. ముగ్గురు ముందు కాలపరమైన కొరకు నికర లాభం/ (నష్టం) (మినహాయింపులకు మరియు/లేదా అపారాధం జరిగిన తరువాత)	4.34	0.90	5.24	38.39
4. ముగ్గురు తరువాత కాలపరమైన కొరకు నికర లాభం/ (నష్టం) (మినహాయింపులకు మరియు/లేదా అపారాధం జరిగిన తరువాత)	3.49	0.70	4.19	31.42
5. కాలపరమైన కొరకు పూర్తి సమగ్ర ఆదాయం (కాలపరమైన కొరకు కంప్లైంట్ లాభం/నష్టం) (సమగ్ర తరువాత) మరియు జతపరచిన ఆదాయం (సమగ్ర తరువాత)	3.49	0.70	4.19	31.42
6. ఉత్పత్తి వాలూ మూలధనం	815.77	815.77	815.77	815.77
7. రిజర్వులు (రిజర్వ్స్/సేవ్డ్ రిజర్వ్స్ మినహాయించి)	0	0	0	0
8. వాలూ ఒప్పించికి రాబడి (రూ. 10/- వాపున)	0.04	0.01	0.05	0.39

గమనిక: 1. పై ఆడిట్ చేయబడిన ఫలితాల ఆడిట్ కమిటీవే సమీక్షించబడినది మరియు ఆ తరువాత 13 నవంబర్, 2020లో నిర్వహించబడిన వారి సంబంధిత సమావేశంలో లోపల ఆఫ్ డైరెక్టర్స్ ఆమోదించబడినది. కంపెనీ యొక్క చట్టపరమైన ఆడిట్ ఫలితాలను సంబంధించి ఆడిట్ చేయబడినది.

2. గత కాలపరమైన ఫలితాల ఆడిట్ అండ్ సర్టిఫికేట్ లోని టైప్ రిజర్వ్/ రిజర్వ్ చేయబడినది.

3. ముగ్గురు ముందు కాలపరమైన ఫలితాల ఆడిట్ మరియు ఆ-కాన్సల్ట్ టెలిఫోన్ కంపెనీ నిర్మాణపు పరిశోధన మరియు అభివృద్ధి (కంట్రీ/కంట్రీ) మేనేజ్మెంట్ నిర్మాణ రిజర్వ్స్ మరియు నిర్మాణపు పరిశోధన.

లోపల ఉత్తరం మేరకు
For Nihar Info Global Limited
సం/-
(అధికారిక టేబుల్)
మేనేజర్ డైరెక్టర్
Din : 02796318

ప్రచురణ: హైదరాబాద్
తేది: 13.11.2020



OIL COUNTRY TUBULAR LIMITED
CIN L26932TG1985PLC005329
Regd. Office: 9, Kanchanjunga, King Koti Road, Hyderabad-500001
website: www.octindia.com; Email: demat@octindia.com
Tel:+91-40-24785555 / Fax: +91-40-24759295

STATEMENT OF UN AUDITED FINANCIAL RESULTS FOR THE QUARTER ENDED SEPTEMBER 30, 2020

(Rs in lakhs)

Particulars	Quarter ended 30/09/2020	Quarter ended 30/09/2019	Previous Year ended 31/03/2020
Total Income from Operations	218.78	204.75	1315.33
Net Profit / (Loss) from ordinary activities after Tax	(1214.37)	(1296.19)	(6187.41)
Net Profit / (Loss) for the period after tax (after Extraordinary items)	(1214.37)	(1296.19)	(6187.41)
Equity Share Capital	4428.95	4428.95	4428.95
Reserves (excluding Revaluation Reserve)	0.00	0.00	(6941.01)
Earnings per share:			
Basic and Diluted before extraordinary items	(2.74)	(2.93)	(13.97)
Basic and Diluted after extraordinary items	(2.74)	(2.93)	(13.97)

Note-1: The above is an extract of the detailed format of Quarterly Financial Results filed with the Stock Exchanges under Regulation 33 of the SEBI (Listing Obligations and Disclosure Requirements) Regulations, 2015. The full format of the Quarterly Financial Results are available on the Stock Exchange websites at www.bseindia.com and www.nseindia.com and also on the Company's website at www.octindia.com.

SIRIS KUMAR APPIKATLA
RESOLUTION PROFESSIONAL
Place: Hyderabad
Date: 13th November, 2020
REGN.NO./IBBI/UPA-01/IP-P00751/2017-18/11263



SPANDANA SPOORTHY FINANCIAL LIMITED
CIN:L65929TG2003PLC040648
Registered Office: Plot No.31&32, Ramky Selenium Towers, Tower A, Ground Floor, Financial Dist., Nanakramguda, Hyderabad - 500032 (TG). Phone: +91-40-48126666
contact@spandanaindia.com | www.spandanaindia.com

Extract of Statement of Unaudited Consolidated Financial Results for the quarter and half year ended September 30, 2020

(Rupees in millions unless otherwise stated)


Sl. No.	Particulars	Quarter ended		Half year ended		Year ended 31-Mar-20 (Audited)
		30-Sep-20 (Unaudited)	30-Jun-20 (Unaudited)	30-Sep-19 (Unaudited)	30-Sep-20 (Unaudited)	
1	Total Income from Operations	3,448.36	3,259.65	3,584.71	6,707.96	14,352.98
2	Net Profit/ (Loss) for the period (before tax, Exceptional and/or Extraordinary Items)	914.22	784.10	1,914.77	1,698.30	6,184.54
3	Net Profit/(Loss) for the period before tax (after Exceptional and/or Extraordinary Items)	914.22	784.10	1,914.77	1,698.30	6,184.54
4	Net Profit/ (Loss) for the period after tax(after Exceptional and/or Extraordinary Items)	668.54	590.38	457.40	1,258.89	3,518.29
5	"Total comprehensive income for the period (Comprising profit/ (Loss) for the period (after tax) and other Comprehensive income (after tax)"	520.60	676.08	362.16	1,196.65	3,514.24
6	Equity share capital (Face value of Rs.10)	643.15	643.15	641.77	643.15	643.15
7	Reserves(excluding Revaluation Reserve) as shown in the audited balance sheet of the previous year"					25,616.39
8	Earnings per Share(of Rs.10 each) (not annualised)					
	Basic (Rs.)	10.38	9.16	7.38	19.54	56.21
	Diluted (Rs.)	10.34	9.12	7.31	19.47	55.74

***As on March 31, 2020.**
Notes: 1. The above results have been reviewed by the Audit Committee and approved by the Board of Directors at its meeting held on November 13, 2020 and subjected to limited review by the statutory auditors of the Company.
2. Key standalone financial information:

Particulars	Quarter ended Sep. 30, 2020 (Unaudited)	Quarter ended June 30, 2020 (Unaudited)	Quarter ended Sep. 30, 2019 (Unaudited)	Half year ended Sep. 30, 2020 (Unaudited)	Half year ended Sep. 30, 2019 (Unaudited)	Year ended March 31, 2020 (Audited)
	Total Income from Operations	3,375.41	3,190.83	3,526.22	6,566.24	6,448.09
Profit before tax	860.79	727.06	1,873.11	1,587.86	3,259.79	5,981.40
Net Profit after tax	629.55	547.48	425.01	1,177.05	1,330.81	3,366.94

3. The above is an extract of the detailed format of the quarterly and half yearly Financial results filed with the Stock Exchanges under Regulation 33 of the SEBI (Listing Obligations and Disclosure Requirements) Regulations, 2015, as amended.
The full format of quarterly and half yearly Financial results are available to the investors on the websites of stock exchange www.nseindia.com and www.bseindia.com and on the website of the Company i.e. www.spandanaindia.com.
4. Figures for the previous yearperiod have been regrouped and/or reclassified wherever considered necessary.
For and on behalf of the Board of Directors of Spandana Spoorthy Financial Limited
Sd/- Padmaja Gangireddy
Managing Director
DIN: 08004842

Place: Hyderabad
Date: November 13, 2020



GOLDSTONE TECHNOLOGIES LIMITED
CIN : L72200TG1994PLC017211 Email Id : corporate@goldstonetech.com
9-1-83 & 84, AC Sharma Complex, S D Road Secunderabad, Ph. No 040 - 27807640, Fax +91-040-39120023

30-09-2020లో ముగిసిన త్రైమాసికం మరియు ఆర్థిక ఫలితాల సారాంశం

క్ర. సం.	వివరాలు	స్పాన్సర్డ్						కన్సాలిడేట్డ్					
		ముగిసిన త్రైమాసికం 30.09.2020 (Un-Audited)	ముగిసిన త్రైమాసికం 30.06.2020 (Un-Audited)	ముగిసిన త్రైమాసికం 30.09.2019 (Un-Audited)	ముగిసిన త్రైమాసికం ఆర్థిక సంవత్సరం 30.09.2020 (Un-Audited)	ముగిసిన త్రైమాసికం ఆర్థిక సంవత్సరం 31.03.2020 (Audited)	ముగిసిన త్రైమాసికం 30.09.2020 (Un-Audited)	ముగిసిన త్రైమాసికం 30.06.2020 (Un-Audited)	ముగిసిన త్రైమాసికం 30.09.2019 (Un-Audited)	ముగిసిన త్రైమాసికం ఆర్థిక సంవత్సరం 30.09.2020 (Un-Audited)	ముగిసిన త్రైమాసికం ఆర్థిక సంవత్సరం 31.03.2020 (Audited)		
1	అవసరమైన సుందరి పూర్తి ఆదాయం (నికర)	105.24	71.45	75.24	176.69	138.16	351.89	130.22	91.42	98.99	221.64	180.17	427.64
2	కాలపరమైన కొరకు నికర లాభం/ (నష్టం) (సమగ్ర మినహాయింపులకు మరియు/లేదా అపారాధం జరిగిన ముందు)	4.40	4.71	4.25	9.11	6.07	12.48	1.08	1.76	1.41	2.84	0.48	0.71
3	ముగ్గురు ముందు కాలపరమైన కొరకు నికర లాభం/ (నష్టం) (మినహాయింపులకు మరియు/లేదా అపారాధం జరిగిన తరువాత)	4.40	4.71	4.25	9.11	6.07	12.48	1.08	1.76	1.41	2.84	0.48	0.71
4	ముగ్గురు తరువాత కాలపరమైన కొరకు నికర లాభం/ (నష్టం) (మినహాయింపులకు మరియు/లేదా అపారాధం జరిగిన తరువాత)	4.00	4.31	4.22	8.31	6.01	10.87	0.66	1.36	1.35	2.02	0.39	(1.28)
5	కాలపరమైన కొరకు పూర్తి సమగ్ర ఆదాయం	4.11	4.42	4.61	8.53	6.79	11.34	(3.46)	2.32	6.53	(1.14)	4.40	11.54
6	ఉత్పత్తి వాలూ మూలధనం	187.82	187.82	187.82	187.82	187.82	187.82	187.82	187.82	187.82	187.82	187.82	187.82
7	రిజర్వులు (గత సంవత్సరం యొక్క బ్యాలెన్స్ షీట్ లో చూపబడినవి)						108.27						258.84
8	వాలూ ఒప్పించికి రాబడి (రూ. 10/- వాపున)												
	జీత:	0.21	0.23	0.22	0.44	0.32	0.58	0.04	0.07	0.07	0.11	0.02	(0.07)
	ప్రొఫిట్:	0.21	0.23	0.22	0.44	0.32	0.58	0.04	0.07	0.07	0.11	0.02	(0.07)

గమనిక: 1. పై ఆడిట్ చేయబడిన ఫలితాల ఆడిట్ కమిటీవే సమీక్షించబడినది మరియు ఆ తరువాత 13 నవంబర్, 2020లో నిర్వహించబడిన వారి సంబంధిత సమావేశంలో లోపల ఆఫ్ డైరెక్టర్స్ ఆమోదించబడినది. కంపెనీ యొక్క చట్టపరమైన ఆడిట్ ఫలితాలను సంబంధించి ఆడిట్ చేయబడినది.

2. గత కాలపరమైన ఫలితాల ఆడిట్ అండ్ సర్టిఫికేట్ లోని టైప్ రిజర్వ్/ రిజర్వ్ చేయబడినది.

3. ముగ్గురు ముందు కాలపరమైన ఫలితాల ఆడిట్ మరియు ఆ-కాన్సల్ట్ టెలిఫోన్ కంపెనీ నిర్మాణపు పరిశోధన మరియు అభివృద్ధి (కంట్రీ/కంట్రీ) మేనేజ్మెంట్ నిర్మాణ రిజర్వ్స్ మరియు నిర్మాణపు పరిశోధన.

లోపల ఉత్తరం మేరకు
For Nihar Info Global Limited
సం/-
(అధికారిక టేబుల్)
మేనేజర్ డైరెక్టర్
Din : 02796318

ప్రచురణ: హైదరాబాద్
తేది: 13 నవంబర్, 2020



KOBO BIOTECH LIMITED
(Formerly Avon Lifesciences Limited)
CIN: L24110TG1993PLC016112
Regd. Office : Ground Floor, D.No. 8-2-684/J/8/A, Bhavani Nagar, Road No.12, Banjara Hills, Hyderabad - 500034
Corp. Office : H Wing, 4th Floor, Tex Centre, Off Saki Vihar Road, Chandivali, Andheri (East), Mumbai - 400 072

30-09-2020లో ముగిసిన త్రైమాసికం మరియు ఆర్థిక ఫలితాల సారాంశం

క్ర. సం.	వివరాలు	ముగిసిన త్రైమాసికం		ఆర్థిక సంవత్సరం		ముగిసిన త్రైమాసికం 31.03.2020 (ఆడిట్ చేయబడినది)
		30.09.2020 (ఆడిట్ చేయబడినది)	30.09.2019 (ఆడిట్ చేయబడినది)	30.09.2020 (ఆడిట్ చేయబడినది)	30.09.2019 (ఆడిట్ చేయబడినది)	
1	అవసరమైన సుందరి పూర్తి ఆదాయం	0.00	0.00	0.00	0.00	0.00
2	ముగ్గురు ముందు కాలపరమైన కొరకు నికర లాభం/ (నష్టం)	(568.83)	(574.79)	(1,129.95)	(1,146.56)	(2,100.62)
3	ముగ్గురు ముందు కాలపరమైన కొరకు నికర లాభం/ (నష్టం)	(568.83)	(574.79)	(1,129.95)	(1,146.56)	(2,100.62)
4	ముగ్గురు తరువాత కాలపరమైన కొరకు నికర లాభం/ (నష్టం)	(568.83)	(574.79)	(1,129.95)	(1,146.56)	(2,100.62)
5	కాలపరమైన కొరకు పూర్తి సమగ్ర ఆదాయం	(568.83)	(574.79)	(1,129.95)	(1,146.56)	(2,100.62)
6	ఉత్పత్తి వాలూ మూలధనం	2,382.50	2,382.50	2,382.50	2,382.50	2,382.50
7	రిజర్వులు (గత సంవత్సరం యొక్క బ్యాలెన్స్ షీట్ లో చూపబడినవి)	-	-	-	-	(11,179.59)
8	వాలూ ఒప్పించికి రాబడి (రూ. 10/- వాపున)	-	-	-	-	-
9	జీత:	(2.39)	(2.41)	(4.74)	(4.81)	(8.82)
10	ప్రొఫిట్:	(2.39)	(2.41)	(4.74)	(4.81)	(8.82)

గమనిక: 1. పై ఆడిట్ చేయబడిన ఫలితాల ఆడిట్ కమిటీవే సమీక్షించబడినది మరియు ఆ తరువాత 13 నవంబర్, 2020లో నిర్వహించబడిన వారి సంబంధిత సమావేశంలో లోపల ఆఫ్ డైరెక్టర్స్ ఆమోదించబడినది. కంపెనీ యొక్క చట్టపరమైన ఆడిట్ ఫలితాలను సంబంధించి ఆడిట్ చేయబడినది.

2. గత కాలపరమైన ఫలితాల ఆడిట్ అండ్ సర్టిఫికేట్ లోని టైప్ రిజర్వ్/ రిజర్వ్ చేయబడినది.

3. ముగ్గురు ముందు కాలపరమైన ఫలితాల ఆడిట్ మరియు ఆ-కాన్సల్ట్ టెలిఫోన్ కంపెనీ నిర్మాణపు పరిశోధన మరియు అభివృద్ధి (కంట్రీ/కంట్రీ) మేనేజ్మెంట్ నిర్మాణ రిజర్వ్స్ మరియు నిర్మాణపు పరిశోధన.

లోపల ఉత్తరం మేరకు
For Nihar Info Global Limited
సం/-
(అధికారిక టేబుల్)
మేనేజర్ డైరెక్టర్
Din : 02796318

ప్రచురణ: హైదరాబాద్
తేది: 13 నవంబర్, 2020



G R CABLES LIMITED
36, Santosh Nagar, MehdiPatnam, Hyderabad- 500028. CIN : L31300TG1992PLC013772
30.09.2020లో ముగిసిన త్రైమాసికం మరియు ఆర్థిక ఫలితాల సారాంశం (రూ. లక్షల్లో)

30-09-2020లో ముగిసిన త్రైమాసికం మరియు ఆర్థిక ఫలితాల సారాంశం

క్ర. సం.	వివరాలు	ముగిసిన త్రైమాసికం		ఆర్థిక సంవత్సరం		ముగిసిన త్రైమాసికం 31.03.2020 (ఆడిట్ చేయబడినది)
		30.09.2020 (ఆడిట్ చేయబడినది)	30.06.2020 (ఆడిట్ చేయబడినది)	30.09.2019 (ఆడిట్ చేయబడినది)	30.09.2019 (ఆడిట్ చేయబడినది)	
1	అవసరమైన సుందరి పూర్తి ఆదాయం	-	-	-	-	-
2	ముగ్గురు ముందు కాలపరమైన కొరకు నికర లాభం/ (నష్టం)	-	-	-	-	-
3	ముగ్గురు ముందు కాలపరమైన కొరకు నికర లాభం/ (నష్టం)	-	-	-	-	-
4	ముగ్గురు తరువాత కాలపరమైన కొరకు నికర లాభం/ (నష్టం)	-	-	-	-	-
5	కాలపరమైన కొరకు పూర్తి సమగ్ర ఆదాయం	-	-	-	-	-
6	ఉత్పత్తి వాలూ మూలధనం	2.16	2.12	2.01	4.28	8.66
7	రిజర్వులు (గత సంవత్సరం యొక్క బ్యాలెన్స్ షీట్ లో చూపబడినవి)	-	-	-	-	-
8	వాలూ ఒప్పించికి రాబడి (రూ. 10/- వాపున)	-	-	-	-	-
9	జీత:	1.85	0.35	1.89	2.20	6.91
10	ప్రొఫిట్:	4.01	2.47	3.90	6.48	11.29
11	ముగ్గురు ముందు కాలపరమైన కొరకు నికర లాభం/ (నష్టం)	(4.01)	(2.47)	(3.90)	(6.48)	(19.95)
12	ముగ్గురు తరువాత కాలపరమైన కొరకు నికర లాభం/ (నష్టం)	(4.01)	(2.47)	(3.90)	(6.48)	(19.95)
13	కాలపరమైన కొరకు పూర్తి సమగ్ర ఆదాయం	(4.01)	(2.47)	(3.90)	(6.48)	(19.95)
14	ఉత్పత్తి వాలూ మూలధనం	2,889.49	2,889.49	2,889.49	2,889.49	2,889.49
15	రిజర్వులు (గత సంవత్సరం యొక్క బ్యాలెన్స్ షీట్ లో చూపబడినవి)	-	-	-	-	-
16	వాలూ ఒప్పించికి రాబడి (రూ. 10/- వాపున)	-	-	-	-	-
17	జీత:	(0.01)	(0.01)	(0.01)	(0.02)	(0.04)
18	ప్రొఫిట్:	(0.01)	(0.01)	(0.01)	(0.02)	(0.04)

గమనిక: 1. పై ఆడిట్ చేయబడిన ఫలితాల ఆడిట్ కమిటీవే సమీక్షించబడినది మరియు ఆ తరువాత 13 నవంబర్, 2020లో నిర్వహించబడిన వారి సంబంధిత సమావేశంలో లోపల ఆఫ్ డైరెక్టర్స్ ఆమోదించబడినది. కంపెనీ యొక్క చట్టపరమైన ఆడిట్ ఫలితాలను సంబంధించి ఆడిట్ చేయబడినది.

2. గత కాలపరమైన ఫలితాల ఆడిట్ అండ్ సర్టిఫికేట్ లోని టైప్ రిజర్వ్/ రిజర్వ్ చేయబడినది.

3. ముగ్గురు ముందు కాలపరమైన ఫలితాల ఆడిట్ మరియు ఆ-కాన్సల్ట్ టెలిఫోన్ కంపెనీ నిర్మాణపు పరిశోధన మరియు అభివృద్ధి (కంట్రీ/కంట్రీ) మేనేజ్మెంట్ నిర్మాణ రిజర్వ్స్ మరియు నిర్మాణపు పరిశోధన.

లోపల ఉత్తరం మేరకు
For G R Cables Ltd
సం/-
(అధికారిక టేబుల్)
మేనేజర్ డైరెక్టర్
Din : 02796318

ప్రచురణ: హైదరాబాద్
తేది: 13-11-2020

సిద్ధిపేట, పెద్దపల్లి జిల్లాలకు జాతీయ అవార్డులు

నవతెలంగాణ బ్యూరో-హైదరాబాద్
రాష్ట్రానికి కేంద్ర ప్రభుత్వ అవార్డుల పరంపర కొనసాగుతున్నది. ప్రపంచ టూయల్స్ డే సందర్భంగా జరిగిన జాతీయ ప్రతిభ, పనితీరు కనబరిచిన 20 జిల్లాలను ఎంపిక చేసి అవార్డులను ఎలా ప్రధానం చేస్తున్నది. ఈసారి మన రాష్ట్రంలోని సిద్ధిపేట, పెద్దపల్లి జిల్లాలు ఆ జాబితాలో చోటు దక్కించుకున్నాయి. ఈ మేరకు కేంద్ర ప్రభుత్వ జల శ